

The Bormah Jan Tea Company (1936) Ltd.

Telegrams : "OUTLINE" KOLKATA
 Telephones :
 2248-9163 / 9164 / 6738
 2248-3585 / 8704 / 6458
 P. O. Box 78
 Fax : 033-2248-2762

Registered Office :
 "McLeod House"
 3, Netaji Subhas Road
 Kolkata - 700 001, India
 CIN : L01132WB1936PLC008535

Ref:

Date

Name of the Company **The Bormahjan Tea Co. (1936) Ltd.**

Scrip Code - 10012206 **Quarter ended 30.06.2013**

Class of Security **Equity**

Partly paid-up shares:-	No. of partly paid-up shares	As a % of total no. of partly paid-up shares	As a % of total no. of shares of the company
Held by promoter/promoter group	N.A.	N.A.	N.A.
Held by public	N.A.	N.A.	N.A.
Total	N.A.	N.A.	N.A.
Outstanding convertible securities:-	No. of outstanding securities	As a % of total No. of outstanding convertible securities	As a % of total no. of shares of the company, assuming full conversion of the convertible securities
Held by promoter/promoter group	N.A.	N.A.	N.A.
Held by public	N.A.	N.A.	N.A.
Total	N.A.	N.A.	N.A.
Warrants:-	No. of warrants	As a % of total no. of warrants	As a % of total no. of shares of the company, assuming full conversion of the warrants
Held by promoter/promoter group	N.A.	N.A.	N.A.
Held by public	N.A.	N.A.	N.A.
Total	N.A.	N.A.	N.A.
Total paid-up capital of the company assuming full conversation of warrants and convertible securities	125000 shares of Rs. 10/- each		



(1)(a) Statement showing Shareholding Pattern


Category Code	Category of Shareholder	No of Shareholder	Total No of Shares	Number of Shares held in dematerialized form	Total Shareholding as a percentage of total number of Shares		Shares pledged or otherwise encumbered	
					As a percentage of (A+B) (vi)	As a percentage of (A+B+C) (vii)	Number of shares (viii)	As a Percentage (ix) = (viii)/(iv)*100
(i)	(ii)	(iii)	(iv)	(v)	(vi)	(vii)	(viii)	(ix)
(A)	Shareholding of Promoter and Promoter Group							
-1	Indian							
(a)	Individuals/Hindu Undivided Family	4	19215	0	15.372	15.372	0.00	0.00
(b)	Central Government/ State Government (S)	0	0	0	0	0.00	0.00	0.00
(c)	Bodies Corporate	5	69347	0	55.4776	55.48	0.00	0.00
(d)	Financial Institutions/ Banks	0	0	0	0	0.00	0.00	0.00
(e)	Any Other (specify)	0	0	0	0	0.00	0.00	0.00
	Sub-Total (A) (1)	9	88562	0	70.8496	70.8496	0	0
-2	Foreign							
(a)	Individuals(Non resident Individuals/Foreign Individuals)	0	0	0	0	0.00	0.00	0.00
(b)	Bodies Corporate	0	0	0	0	0.00	0.00	0.00
(c)	Institutions	0	0	0	0	0.00	0.00	0.00
(d)	Any Other (specify)	0	0	0	0	0.00	0.00	0.00
	Sub-Total (A) (2)	0	0	0	0	0.00	0.00	0.00
	Total Shareholding of Promoter and Promoter Group A=(A)(1)+(A)(2)	9	88562	0	70.8496	70.8496	0	0




(B)	Public Shareholding							
-1	Institution							
(a)	Mutual Funds/UTI	0	0	0	0	0.00	0.00	0.00
(b)	Financial Institution/Banks	3	1600	0	1.28	1.28	0.00	0.00
(c)	Central Government/State Government	0	0	0	0	0.00	0.00	0.00
(d)	Venture Capital Funds	0	0	0	0	0.00	0.00	0.00
(e)	Insurance Companies	1	3700	3700	2.96	2.96	0.00	0.00
(f)	Foreign Institutional Investors	0	0	0	0	0.00	0.00	0.00
(g)	Foreign Venture Capital Investors	0	0	0	0	0.00	0.00	0.00
(h)	Any Other	0	0	0	0	0.00	0.00	0.00
	Sub-Total (B) (1)	4	5300	3700	4.24	4.24	0	0.00
-2	Non Institutions							



(B)	Public Shareholding							
-1	Institution							
(a)	Mutual Funds/UTI	0	0	0	0	0.00	0.00	0.00
(b)	Financial Institution/Banks	3	1600	0	1.28	1.28	0.00	0.00
(c)	Central Government/State Government	0	0	0	0	0.00	0.00	0.00
(d)	Venture Capital Funds	0	0	0	0	0.00	0.00	0.00
(e)	Insurance Companies	1	3700	3700	2.96	2.96	0.00	0.00
(f)	Foreign Institutional Investors	0	0	0	0	0.00	0.00	0.00
(g)	Foreign Venture Capital Investors	0	0	0	0	0.00	0.00	0.00
(h)	Any Other	0	0	0	0	0.00	0.00	0.00
	Sub-Total (B) (1)	4	5300	3700	4.24	4.24	0	0.00
-2	Non Institutions							
(a)	Bodies Corporate	8	6926	0	5.5408	0.93	0.00	0.00
(b)	Individuals- I) Individual shareholders holding nominal share capital up to Rs.1 Lakh	14	24212	107	19.3696	24.06	0.00	0.00



	II) Individual shareholders holding nominal share capital in excess of Rs.1Lakh.	0	0	0	0	0.00	0.00	0.00
(c)	Any Others	0	0	0	0	0	0	0
	NRIs	0	0	0	0	0.00	0.00	0.00
	Trust	0	0	0	0	0.00	0.00	0.00
	Sub-Total (B) (2)	148	31138	107	24.9104	24.9104	0	0
	Total Public Shareholding B=(B)(1)+(B)(2)	152	36438	3807	29.1504	29.1504	0	0
	Total (A)+(B)	161	125000	3807	100.00	100.00	0.00	0.00
(C)	Shares held by Custodians and against which Depository Receipts have been issued.	0	0	0	0.00	0.00	0.00	0.00
	a) Promoter and promoter Group							
	b) Public Group							
	GRAND TOTAL (A)+(B)+(C)	161	125000	3807	100	100	0	0




(l)(b) Statement showing Shareholding (including shares, warrants and convertible securities) of persons belonging to the category 'Promoter and Promoter Group'

Sl.No. (I)	Name of the Shareholder (II)	Total Shares held		Shares Pledged or Otherwise Encumbered			Details of Warrants		Details of Convertible		(including underline)	
		Number (III)	As a % of grand total (A)+(B)+(C) (IV)	Number (V)	As a percentage (VI)=(V)/(III)*100	As a % of Grand total (A)+(B)+© of Sub-Clause (I)(a) (VII)	Number (Vii)	As a percentage of warrants held in that class (ix)	Number (X)	As a percentag e of total convertibl e securities of the class (XI)	(XII)	
1	The Dibrugarh Co. Ltd.	50000	40.00	0.00	0.00	0.00	0.00	0.00	0.00	0.00	40.00	
2	Bharat Bajoria	7615	6.09	0.00	0.00	0.00	0.00	0.00	0.00	0.00	6.09	
3	Abha Bajoria	6600	5.28	0.00	0.00	0.00	0.00	0.00	0.00	0.00	5.28	
4	Orlando Holdings Ltd	6097	4.88	0.00	0.00	0.00	0.00	0.00	0.00	0.00	4.88	
5	Teesta Valley Exports Ltd.	5750	4.60	0.00	0.00	0.00	0.00	0.00	0.00	0.00	4.60	
6	The Tingamira Tea Seed Co. Ltd.	4900	3.92	0.00	0.00	0.00	0.00	0.00	0.00	0.00	3.92	
7	Abha Bajoria	3700	2.96	0.00	0.00	0.00	0.00	0.00	0.00	0.00	2.96	
8	Banarhat Investment Co. P. Ltd.	2600	2.08	0.00	0.00	0.00	0.00	0.00	0.00	0.00	2.08	
9	Shyamlal Bajoria	1300	1.04	0.00	0.00	0.00	0.00	0.00	0.00	0.00	1.04	
	Total	88562	70.8496	0	0	0	0	0	0	0	70.8496	

(*) The term "encumbrance" has the same meaning as assigned to it in regulation 28(3) of the SAST Regulations, 2011.

(l)(c)(i) Statement showing Shareholding of securities (including shares, warrants and convertible securities) persons belonging to the category 'Public' and holding more than 1% of total number of shares

Sl.No. (I)	Name of the Shareholder (II)	Total Shares held		Shares Pledged or Otherwise Encumbered			Details of Warrants		Securities		(including underline)	
		(III)	total	(V)	(VI)=(V)/(III)*100	total	(Vii)	of warrants held in	(X)	percentag		
1	Life Insurance Corp of India	3700	2.96	0.00	0.00	0.00	0.00	0.00	0.00	0.00	2.96	
2	Ashok Tiwari	1800	1.44	0.00	0.00	0.00	0.00	0.00	0.00	0.00	1.44	
3	Vimla Jain	1300	1.04	0.00	0.00	0.00	0.00	0.00	0.00	0.00	1.04	
4	Zen Industrial Services Ltd.	5000	4.00	0.00	0.00	0.00	0.00	0.00	0.00	0.00	4.00	
	Total	11800	9.44	0	0	0	0	0	0	0	9.44	



(I)©(ii) **Statement showing Shareholding of securities persons belonging to the category ' Public' and holding more than 5% of total number of shares**

Sl.No.	Name of the Shareholder	Total Shares held		Shares Pledged or Otherwise Encumbered			Details of Warrants		Details of Convertible Securities		(including underline shares assuming full conversion of warrants and
		Number (III)	As a % of grand total (A)+(B)+(C) (IV)	Number (V)	As a percentage (VI)=(V)/(III)*100	As a % of Grand total (A)+(B)+© of Sub-Clause (I)(a) (VII)	Number (Vii)	As a percentage of warrants held in that class (ix)	Number (X)	As a percentage of total convertible securities of the class (XI)	
Nil	Nil	0	0.00	0.00	0.00	0.00	0.00	0.00	0.00	0.00	0
	Total	0	0.00	0.00	0.00	0.00	0.00	0.00	0.00	0.00	0

(I) (d) **Statement showing details of locked-in shares**

Sl.No.	Name of the Shareholder	Number of locked-in shares	Locked-in shares as a percentage of total number of shares {i.e.,Grand Total (A)+(B)+(C) indicated in statement at para (I) (a) above }
1	NIL	NIL	
	Total		

(II) (a) **Statement showing details of Depository Receipts (DRs)**

Sl.No.	Type of outstanding (DR) (ADRs,GDRs,SDRs,etc)	Number of outstanding DRs	No of shares underlying outstanding DRs	Shares underlying outstanding DRs as a percentage of number of shares {i.e.Grand total (A)+(B)+(C)Indicated in statement at para (I) (a) above }
1	NIL	NIL		
	Total			

(II) (b) **Statement showing details of Depository Receipts (DRs)where underlying shares are in excess of 1% of the total number of shares**

Sl.No.	Name of the DR Holder	Type of outstanding (DR) (ADRs,GDRs,SDRs,etc)	No of shares underlying outstanding DRs	Shares underlying outstanding DRs as a percentage of total number of shares {i.e.Grand total (A)+(B)+(C)Indicated in statement at para (I) (a) above }
1	NIL	NIL		
	Total			

